

Cor-2300 System



Cor-2300 System

Transmittance

Uw from 2,0 (W/m²K)

Please consult typology, dimensions and glass

Acoustic insulation

Maximum glazing: 26 mm.

Maximum acoustic insulation **Rw=39 dBA**

Finishes

Colour powder coating (RAL, mottled and rough)

Wood effect powder coating

Anti-bacterial powder coating

Anodized

Air permeability
(EN 12207:2000): Class 4

Water tightness
(EN 12208:2000): Class 9A

Wind resistance
(EN 12210:2000): Class C5
Reference test 1,105 x 1,210 m. 2 sashes

Possibility of straight or curved sashes and beads

Possibility of incorporating hardware with concealed hinges.

Possibility of incorporating security hardware - Evo Security.



Sections

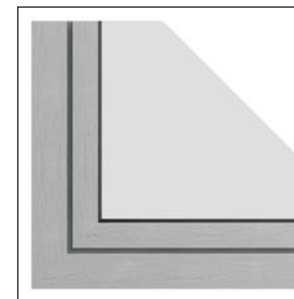
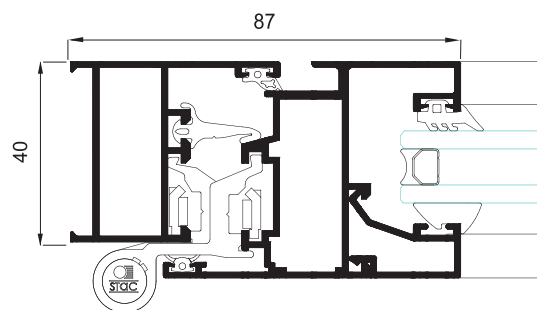
Frame 40 mm.

Sash 48 mm.

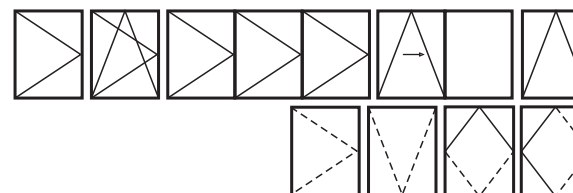
Profile thickness

Window 1,3 mm.

Door 1,4 mm



Opening possibilities



Open in: practicable, turn-tilt, folding, parallel tilt, hinged.

Open out: practicable, projecting-sliding, pivoting on horizontal or vertical axis

Maximum dimensions/sash

Width (L) = 1.500 mm.
Height (H) = 2.400 mm.

Maximum weight/sash

120 Kg.

Please consult regarding maximum weight and dimensions according to types